

»» Human
capital

04

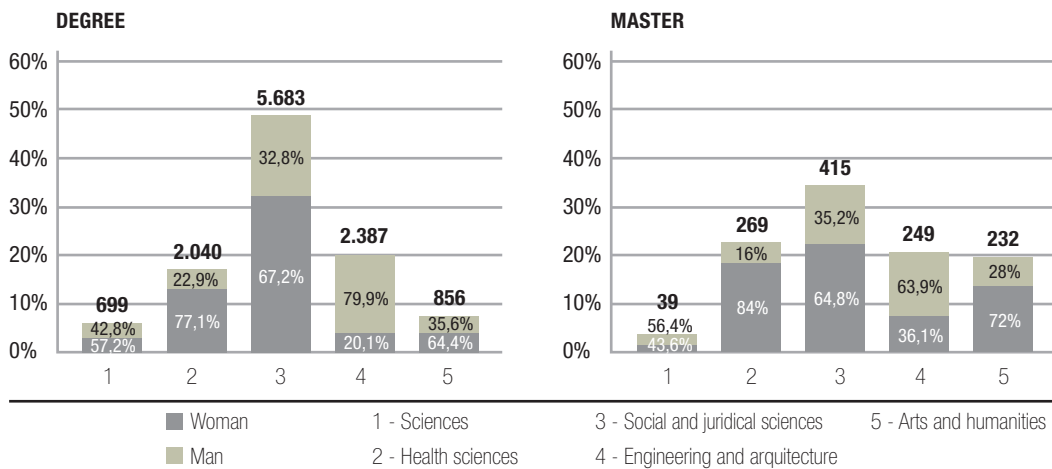
4.1. ROVIRA I VIRGILI UNIVERSITY

> Main figures from the URV. Course 2010-2011

FACULTIES AND SCHOOLS:	12	GRADUATED (COURSE 2009-10):	2.931
DEGREE STUDIES:	42	Degree:	2.059
OFFICIAL POSTGRADUATE PROGRAMMES		University Master:	589
University Masters:	49 (21 inter-university)	Own Master:	156
Doctorates:	30	Thesis read:	127
STUDENTS:	14.377	ISI PUBLICATIONS:	712
Degree:	11.665	TOTAL PUBLICATIONS:	1.433
Master and doctorate:	2.167 (27,1% foreigners)	TEACHING STAFF (EJC):	938
Own Masters:	545	TEACHING STAFF WITH PERMANENT ASSOCIATION:	592
PERMANENT STUDENTS:	4.130	PAS STAFF (ADMINISTRATION):	640

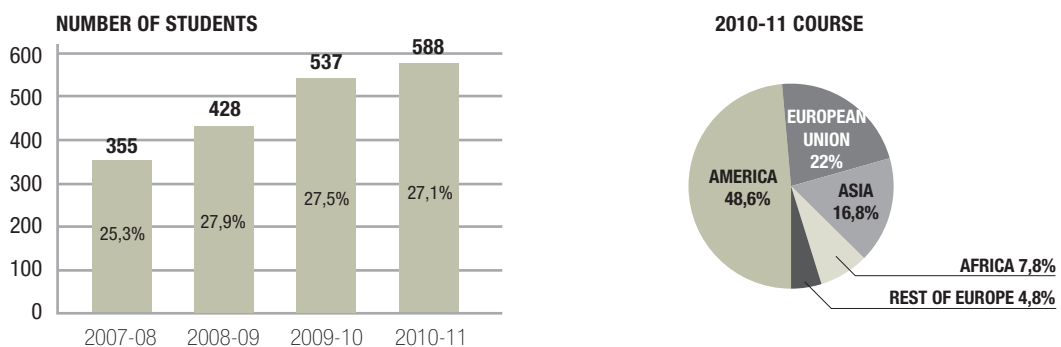
Source: Rovira i Virgili University (2012)

> Students enrolled in degree and Masters studies according to branch and sex. 2010-2011 course



Source: Rovira i Virgili University (2012)

> Evolution of postgraduate students and their origin



The percentage shows the foreign student weighting of the total. Source: Rovira i Virgili University (2012)



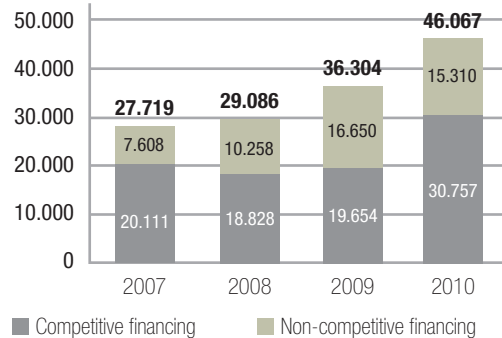
> Research and transfer

Research institutes	5
Own research centres	5
Technological and innovation centres	8
ESI Areas of Excellence	7

Source: Rovira i Virgili University (2012)

> R+D+I Resources

THOUSANDS OF EUROS



Includes research activities by the URV in association with: ICIQ, IPHES, IISPV, CTNS, CTCQ, VITEC, FETCD, PCTT0. Source: Rovira i Virgili University (2012)

> Classification of standardised impact

Scimago Institutions Rankings World Report 2010 (SIR 2010) counts the publications for the period between 2005 and 2009 inclusive of all the institutions in the world that have published a minimum of 100 documents in 2009, compiled in the Scopus database.

ORGANISATION	STANDARDISED IMPACT	NUMBER OF PUBLICATIONS
1 Universitat Pompeu Fabra	1,54	2.872
2 Universitat de Barcelona	1,44	14.631
3 Universitat Rovira i Virgili	1,42	3.415
4 Universitat de les Illes Balears	1,37	2.658
5 Universitat Autònoma de Barcelona	1,36	11.983
6 Universitat de Lleida	1,3	1.645
7 Universidad Autónoma de Madrid	1,25	9.680
8 Universidad de Castilla-La Mancha	1,25	4.107
9 Universidad de Cantabria	1,22	3.112
10 Universidad de Córdoba	1,22	2.854
11 Universidad de Santiago de Compostela	1,22	6.752
12 Universitat de Girona	1,22	2.042
13 Universitat Jaume I	1,22	2.110
14 Universitat de Valencia	1,21	10.103
15 Universidad de Zaragoza	1,19	6.796
16 Universidade de Vigo	1,18	4.060
17 Universidad Politécnica de Valencia	1,17	7.307
18 Universidad Rey Juan Carlos	1,17	2.236
19 Universidad de Huelva	1,16	1.019
20 Universidad de Navarra	1,16	4.079
21 Universitat Politècnica de Catalunya	1,16	10.177
22 Universidad de Burgos	1,15	704
23 Universidad Miguel Hernández	1,14	2.435
24 Universidad Pública de Navarra	1,14	1.752
25 Universidad de Granada	1,13	8.155

Fuente: Universidad Rovira y Virgili (2012)

> Quality ranking for universities in Spain

UNIVERSITY	TEACHING	RESEARCH	GLOBAL
U. Navarra	100,00%	100,00%	100,00%
U. Cordoba	60,90%	63,96%	62,46%
U. Rovira i Virgili de Tarragona	53,24%	70,66%	62,12%
U. de Oviedo	57,32%	66,36%	61,93%
U. de Santiago de Compostela	58,34%	64,75%	61,61%
U. de Salamanca	78,82%	40,98%	59,53%
U. de Granada	64,40%	54,76%	59,48%
U. Autònoma de Barcelona	57,76%	57,68%	57,72%
U. Barcelona	55,60%	58,90%	57,28%
U. Pompeu Fabra- Barcelona	51,43%	62,71%	57,18%

Source: Institute of Industrial and Financial Analysis of the Universidad Complutense de Madrid. El País 25/5/2009

> Rovira i Virgili University Professorships

PROFESSORSHIP	SPONSORS / COLLABORATORS
OBJECTIVE: To foment the transfer of knowledge and/or innovation	
DOW for Sustainable Development	DOW Chemical Ibérica
Foment Entrepreneurialship and the Creation of Companies	Social Council (URV), Bancaja Foundation, PIMEC/CEPTA, Chambers of Commerce from Reus, Tarragona, Tortosa and Valls, OADL of the Tarragona Local Council.
International URV/REPSOL Excellence in Communication	REPSOL Petróleo, SA
UNESCO Data Protection	Secretariat of Universities and Research of the Catalan Government-General Direction of Research
Foment Business Innovation	Tarragona Local Council
Local and Regional Economy	Tortosa City Hall and OADL of the Tarragona Local Council
Antoni Pedrol i Rius for Local Juridical Studies	URV Foundation, Reus City Hall, Pedrol Rius Cultural Foundation Reus
Mayor Pere Lloret on Environmental Law	Tarragona City Hall, EMATSA; Tarragona Water Board, EMT; Tarragona Transport Company, SMAUHSA; Tarragona Municipal Company for Housing and Urbanism.

Source: Rovira i Virgili University (2012)

> Research Institutes associated with the Rovira i Virgili University

Catalan Institute of Classic Archaeology (ICAC)
Catalan Institute of Chemical Research (ICIQ)
Catalan Institute of Human Paleocology and Social Evolution (IPHES)
The Pere Virgili Institute of Sanitary Research (IISPV)
Institute of Energy Research of Catalonia – Research Centre in Renewable Energies (IREC-CRER)
Research Centre in the Evaluation and Measurement of Conduct (CRAMC)
Research Centre in Materials Engineering and Micro/Nano Systems (EMaS)
Centre of Studies on Environmental Rights of Tarragona (CEDAT)
Centre on Climatic Change (C3)
Research Centre in the Industrial Economy and the Public Economy (CREIP)

Source: Rovira i Virgili University (2012)



4.2. VOCATIONAL TRAINING

> Vocational Training in Tarragona. 2011-2012

	NUMBER
Public Centres	6
Private Centres	4

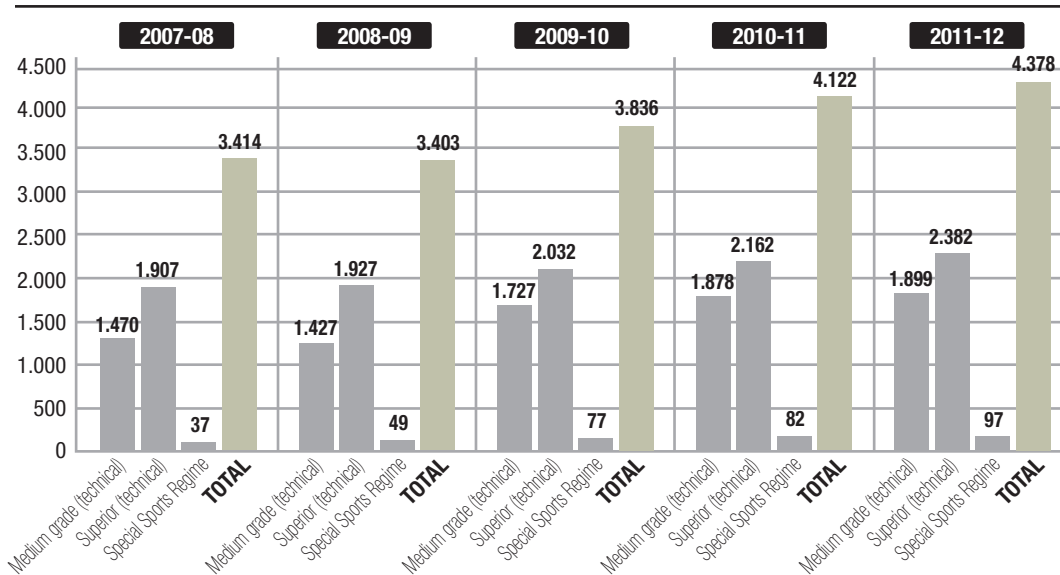
Source: Servicios Territoriales de Educación en Tarragona

> Vocational Training offer. Tarragona course 2011-2012

PROFESSIONAL FAMILIES	CENTRES*	MED. GRADE	SUP. GRADE	TOTAL
Physical and Sports activities	1	1	1	2
Administration and Management	6	2	2	4
Graphic Arts	1	2	1	3
Commerce and marketing	3	1	3	4
Building and civil works	2	1	4	5
Electricity and electronics	3	2	6	8
Energy and water	1	-	1	1
Education, Special Sports Regime (football)	1	1	1	2
Mechanical manufacturing	2	2	2	4
Wood, furniture and Cork	1	2	-	2
Image and sound	1	-	1	1
Personal image	2	3	1	4
Informatics	2	1	3	4
Installation and maintenance	2	1	2	3
Socio-cultural services and the community	1	1	3	4
Health	2	3	7	10
Chemistry	1	2	3	5
Transport and vehicle maintenance	2	4	1	5
TOTAL		29	42	71

(*) Public and private. Source: Self elaborated using data from Territorial Education Services in Tarragona

> Enrolled students by training levels. Public centres in Tarragona



Source: Self elaborated using data from Territorial Education Services in Tarragona

> Enrolled students by professional families. Public centres* in Tarragona

PROFESSIONAL FAMILIES	2007/2008	2008/2009	2009/2010	2010/2011	2011/2012
Physical and Sports activities	170	159	195	179	197
Administration and Management	246	250	264	259	291
Graphic Arts	103	99	121	102	94
Commerce and marketing	107	144	143	159	163
Building and civil works	121	121	117	123	109
Electricity and electronics	408	376	402	418	506
Education, Special Sports Regime (football)	37	49	77	82	97
Mechanical manufacturing	179	202	213	195	202
Wood, furniture and Cork	30	28	28	36	32
Image and sound	68	79	66	61	59
Personal image	321	293	364	432	469
Informatics	220	219	238	271	233
Installation and maintenance	102	127	176	202	219
Chemistry	307	262	279	333	395
Health	433	406	489	488	533
Socio-cultural services and the community	285	282	306	368	376
Transport and vehicle maintenance	277	307	358	414	403
TOTAL	3.414	3.403	3.836	4.122	4.378

(* Centres: INS Comte de Rius, INS Pere Martell, INS Francesc Vidal i Barraquer, INS Cal·lípolis, INS Campclar, INS Pont del Diable. Source: Self elaborated using data from Territorial Education Services in Tarragona

> Quality and alliance indicators with the business sector

	INS CAL·LÍPOLIS	INS COMTE DE RIUS	INS PERE MARTELL	INS VIDAL I BARRAQUER	TOTAL
Excellence network VT.CAT	-	Chemical Industry	Graphic Industries	-	2
Quality-Accredit Network	Yes	Yes	Yes	Yes	4
Quality Certificate - ISO 9001	Yes	Yes	Yes	Yes	4
Quality Certificate- E2CAT (EFQM model)	Yes	Yes	Yes	Yes	4
Awards and distinctions (last 3 years)	Yes	Yes	Yes	Yes	4

Source: Self elaborated using data from Territorial Education Services in Tarragona

> Insertion to labour market and graduation of VT students (average of the 4 centres with most offers) — 85,25%

Source: Territorial Education Services in Tarragona

> Indicators of flexibility in the training offer

	INS CAL·LÍPOLIS	INS COMTE DE RIUS	INS PERE MARTELL	INS VIDAL I BARRAQUER	TOTAL
Distance training cycles	1	1	0	0	2
Semi-attended cycles	12	3	1	0	16
Joint distribution cycles	0	3	1	3	7
Alternating training cycles	0	3	3	0	6
In-company cycles	17	19	19	17	72
International project cycles	8	9	9	6	32
Centre with Occupational VT/continuous	No	Yes	Yes	No	2

Source: INS Comte de Rius, INS Pere Martell, INS Cal·lípolis, INS Vidal i Barraquer

4.3. EDUCATIONAL OFFER

> Educational Offer

	NUMBER OF CENTRES (PUBLIC AND PRIVATE)
Nurseries	26
Infant and primary education centres	34
Secondary education centres	22

Source: Tarragona Municipal Institute of Education. Course 2011- 2012

> Schooling rates

	NUMBER OF STUDENTS	POPULATION	SCHOOLING RATE
Infant and primary education	13.385	13.952	95,9%

Source: Tarragona Municipal Institute of Education_ Course 2011- 2012

> International schools

	MAIN LANGUAGE
Escuela Internacional del Camp - Salou	Catalan / Castilian / English
Collège Français de Reus	French

Source: www.escolainternacional.org - www.cfr-edu.org

